


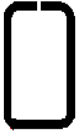













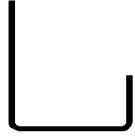









Reforço Metálico para Portas e Janelas em PVC (em Estoque) Archicentro

Código Fornecedor	Código GRANADO	DESCRIÇÃO	Formato	PESO kg/m
A.42.93.9008	PE 707	Tubular 30 x 50 #1,55		1,807
A.60.91.9000	PE 671	TUBULAR 9x27 #0,95		0,474
A.60.92.9001	PE 673	TUBULAR 18x26 #1,25		0,768
A.60.92.9002	PE 674	TUBULAR 15x35 #1,25		0,884
A.60.92.9005	PE 675	"G" 33x27x15x13 #1,25		0,795
A60.93.9007	PE 684	"U" 33x20x20 #1,55		0,804
A.60.93.9008	PE 670	"U" 34x52x15 #1,55		1,156
A.60.93.9011	PE 432	Tubular 30 x 30 #1,55		1,308
A60.94.9008	PE 630-8	"U" 34x52x15 #1,95		1,439
C.42.91.9002	PE 672	TUBULAR 15x20 #0,95		0,463
C.42.91.9006	PE 667	"U" 25x16x16 #0,95		0,395

C.42.91.9007	PE 668	"U" 29x12,5x18 #0,95		0,414
C.42.93.9008	PE 681	"U" 29x20x30 #1,55		0,877
C.42.94.9007	PE 668-2	"U" 29x12,5x18 #1,95		0,819
C.42.94.9008	PE 680	"U" 29x20x30 #1,95		1,110
C60.92.9004	PE 683	"U" 39x16x16 #1,25		0,648
EME 92.91.88	PE 735	TUBULAR 20x40 #1,25		1,080
C60.94.9008	PE 685	"U" 40x35x55 #1,95		1,883
C.42.94.9098	PE 432x	Tubular 29 x 30 #1,55		1,308
TMQ.93.9001	PE 690	"U" 18x17x17 #1,55		0,572
C.42.92.9008	PE 676	"U" 29x29x29 #1,25		0,795
PE 321-10	PE 321-10	"U" 30x28x28 #0,95		0,619
EME 92.93.60	PE 740	Tubular 50 x 50 #1,25		1,850